



Meeting passenger demand on Wairarapa Line

Wairarapa passengers will have noticed the reshuffle of carriages in mid-November to cope with an increased number of passengers on some services. In addition to GWRC and KiwiRail working together to provide the extra seating on these trains, GWRC has also commissioned the conversion of six more carriages. These six carriages were used on the Hutt Valley line and once the conversion work is completed will be used on the Wairarapa line. The converted carriages are expected to be available by mid-2013.

New Wellington City bus network

A new network of bus routes for Wellington City, incorporating feedback from thousands of people and meetings with community groups and other stakeholders, has recently been confirmed by GWRC. Information on the new network will be posted on our website shortly. Detailed timetable information will be available closer to the start of the changes happening. These changes are likely to be phased in from 2014.

Naenae community celebrates new-look station

Commuters, residents and local school children, along with the Mayor of Hutt City, the Chair of GWRC and others celebrated the new-look Naenae Station on a stunning Hutt Valley summer evening recently. The station now has a modern building featuring timber from railway traction poles and iron from old railway tracks.

Naenae train commuters now have more seating at the station, distinctive artistic panels to protect them from wind and rain, brighter lighting, more CCTV cameras and a new lighter and brighter stairway from the subway to the platform.

About 300 people take the train from Naenae Station each day and many others use the subway to get to the local shops, community facilities and schools.

Below: Greater Wellington Regional Council Chair Fran Wilde and Hutt City Mayor Ray Wallace cut the ribbon as part of the celebration.



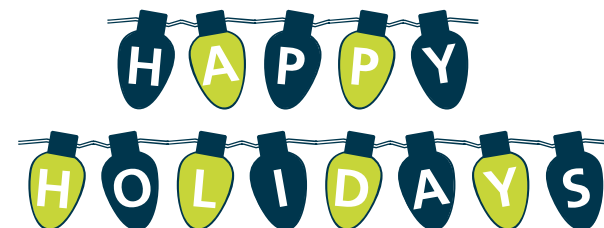
Metlink Service Centre Christmas hours

The Metlink Service Centre will operate reduced hours over the Christmas/New Year period.

On Monday 24 December 2012 the information line will be open from 8am until 8pm. It will be closed on Tuesday 25 December 2012 (Christmas Day).

From Wednesday 26 December 2012 until Wednesday 2 January 2013 it will be open from 8am until 8pm.

Normal operating hours will resume on Thursday 3 January 2013.



The Metlink team wish you and yours a very happy, safe and relaxing Christmas holiday. We hope 2013 is a great one for you.

It will definitely be another busy one for Metlink with the introduction of real time information for trains, a new Wellington City bus network and a review of public transport services in the Hutt Valley. We'll keep you posted!



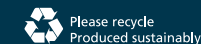
Keeping on track

You can also view copies of Metlink News on the website.

For Metlink timetables and further information about public transport services in the greater Wellington region, visit the Metlink website or contact Metlink.

04 801 7000
0800 801 700
txt: BUS (287)
txt: TRN (876)
info@metlink.org.nz
www.metlink.org.nz
@metlinkwgtn

This service is brought to you by:



Metlink News

Issue 23, December 2012

Welcome to the last issue of *Metlink News* for 2012. In this issue you can get an update on the Wellington City bus review and read about upgrades to Naenae and Tawa Stations. Most importantly, you can find out about Christmas timetables and Metlink services during the holidays.



Greater Wellington's public transport network
0800 801 700 www.metlink.org.nz



IN THIS ISSUE

- Christmas timetables – get yours now
- Tawa Station to close temporarily for rebuild
- Airport Flyer changes
- New Wellington City bus network
- Metlink Service Centre Christmas hours

GWRC-G-17/286
December 2012



Christmas timetables – get yours now

From Tuesday 25 December 2012, Metlink bus, train and harbour ferry services will be reduced over the Christmas/New Year holiday period. Normal weekday services will resume on Monday 7 January 2013.

Make sure you pick up a copy of the Metlink Christmas timetables and plan your travel carefully. The timetables are on www.metlink.org.nz. Or you can pick up a copy from your local Metlink timetable outlet, details are at www.metlink.org.nz/timetable-stockists.

Throughout the Christmas/New Year period on the Kapiti Line most trains will be replaced by buses to enable essential maintenance work to be carried out. Cycles cannot be carried when buses replace trains.

New “state of the art” buses for GO Wellington

Wellingtonians travelling on GO Wellington buses will have noticed the new state of the art buses being introduced into the GO Wellington fleet. These new Alexander Dennis Enviro 200 buses were introduced in November.

European designed and New Zealand assembled, the new buses are of the highest quality, reliable, safe and with a Euro 5+ low emissions engine, are environmentally friendly. They are fully air conditioned for comfort and have a step free entrance and exit to enable easy access with a wheelchair ramp and priority seating for mobility impaired customers. They also feature Italian designed high back seats providing greater comfort.

The new Alexander Dennis buses are a superior product and will deliver a superior customer experience.

Below: One of the new buses operated by GO Wellington.



Above: Tawa Station before remedial work starts.

Tawa Station to close temporarily for rebuild

Tawa Station will close for about four months from Wednesday 26 December 2012 for major remedial work.

While the station is closed, from Monday 7 January 2013 a shuttle bus will run weekdays (except public holidays) from around 6am until 9am and again from around 3.30pm until 6pm to link to an adjacent station. The shuttle will be free of charge to all passengers who have valid Tranz Metro passes or tickets.

The dilapidated Tawa Station building will be demolished and replaced with a modern structure further north on the platform. Greater Wellington Regional Council, the station's owners, have worked closely with representatives from the Tawa Heritage Society, Tawa Community Board and Wellington City Council on some of the design elements of the new building to ensure that it reflects Tawa's unique history.

The work at the station will also include repair of the overhead pedestrian bridge and resurfacing of the platform.

For more information about the shuttle bus visit www.metlink.org.nz or call 0800 801 700.

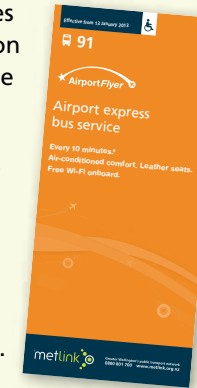
Airport Flyer changes

More frequent Airport Flyer services between Wellington Railway Station and Wellington Airport, and a more direct route between Wellington CBD and the airport, are among changes taking effect from Sunday 13 January 2013.

The Airport Flyer will run every 10 minutes (from 6.30am until 9am and 2pm until 7pm) between Wellington Station and the airport. It will travel along Cobham Drive to and from the airport instead of through Rongotai and around the back of the airport.

Passengers who currently use the Airport Flyer to travel to and from the Airport Retail Park will be able to catch the Route 14 bus. The Route 14 bus service will be extended to cover this area.

From 13 January 2013 the Airport Flyer will no longer run between Upper Hutt and Queensgate, Lower Hutt. Alternative options include Route 110 running every 15 minutes between Upper Hutt and Queensgate, Lower Hutt to connect with an Airport Flyer or Route 83 into Wellington. Or catch the train from Upper Hutt to Wellington and take an Airport Flyer service from the station.



All new trains now in service – and more on the horizon

All of the 48 new Matangi trains are now in passenger service. Customers continue to give us great feedback on the new trains – they're enjoying the modern and spacious feel, the smoother ride, the comfortable temperature inside the train and the information displays.

The new trains are making their presence felt on the Kapiti, Hutt Valley and Johnsonville Lines with very significant improvements in punctuality on all three lines over consecutive months.

Greater Wellington Regional Council, owner of the new trains, has decided to pursue buying more Matangi trains instead of refurbishing the old Ganz Mavag trains. Having just one fleet of new trains means no heavy maintenance costs in the short term, extended warranties, smaller inventories of spare parts, simpler driver training and no need to renew part of the fleet in another 10 years time. (Refurbishment of the Ganz Mavag trains was expected to give them another 10 years working life). If the negotiations to buy more Matangi trains are successful the first train would arrive in early 2015 and they would all be here by the middle of 2016.

