

150 Western Hills

Areas served:

Kelson
Avalon Park
Epuni
Maungaraki
Normandale

Destinations include:

Westfield Queensgate Shopping Centre
The NewDowse
Petone
Waterloo Railway Station
Petone Railway Station
Hutt Valley High School
Naenae College
Belmont Regional Park



For timetables and information about bus and train services in the greater Wellington region contact Metlink


04 801 7000

0800 801 700

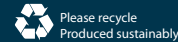
txt: bus (287)

txt: TRN (876)

www.metlink.org.nz

 twitter.com/metlinkwgtm

This service is brought to you by:



GW/MET-G-10/198



Effective from 20 February 2011

150 Western Hills





Kelson, Avalon Park, Epuni, Normandale,
Maungaraki, Petone Station







Greater Wellington's public transport network
0800 801 700 www.metlink.org.nz

To Maungaraki Monday to Friday

Train times shown in **bold type** are express services.

	AM									At these minutes past the hour 9am until 3pm		PM													
Kelson (Top Major Drive)	–	6.00	6.40	7.10	7.40	8.00	8.10	8.35	.05	.35	3.05	3.25	3.46	4.20	4.50	5.20	5.50	6.35	7.35						
Waterloo Station – Stop B	–	6.14	6.54	7.24	7.54	8.14	8.24	8.49	.19	.49	3.19	3.39	4.00	4.34	5.04	5.34	6.04	6.49	7.49						
Transfer at Waterloo Station																									
 Waterloo – Train Departs	–	6.28	7.02	7.28	8.02	8.22	8.28	8.55	.25	.55	3.25	–	–	4.49	5.09	5.47	–	6.55	7.55						
 Wellington – Train Arrives	–	6.46	7.18	7.46	8.18	8.38	8.47	9.13	.45	.15	3.45	–	–	5.09	5.29	6.07	–	7.15	8.15						
Lower Hutt – Queensgate Stop B	6.00	6.17	7.00	7.30	8.00	8.20	8.30	8.55	.25	.55	3.25	3.45	4.10	4.37	5.07	5.37	6.07	6.55	7.55						
Western Hutt Station	6.05	6.22	7.05	7.35	8.05	8.25	8.35	9.00	.30	.00	3.30	3.50	4.15	4.42	5.12	5.42	6.12	7.00	8.00						
Maungaraki Shops	6.15	6.32	7.15	7.45	8.15	8.35	8.45	9.10	.40	.10	3.40	4.00	4.25	4.52	5.22	5.52	6.22	7.10	8.10						
Petone Station	6.25	6.42	7.25	7.55	8.25	8.45	8.55	9.20	.50	.20	3.50	4.10	4.35	5.02	5.37	6.02	6.32	7.20	8.20						
Transfer at Petone Station																									
 Petone – Train Departs	6.36	6.56	7.36	8.00	8.36	–	9.03	9.33	.03	.33	4.03	4.14	–	5.10	5.46	6.13	6.40	7.33	8.33						
 Wellington – Train Arrives	6.46	7.06	7.46	8.12	8.47	–	9.13	9.43	.15	.45	4.15	4.26	–	5.22	5.58	6.25	6.52	7.45	8.45						

* A Sunday timetable applies on all public holidays except when Waitangi Day and Anzac Day fall on a Saturday when a Saturday timetable will operate.



	AM						At these minutes past the hour 10am until 5pm			PM	Sunday & Public Holidays*										
											AM	PM									
Kelson (Top Major Drive)	–	7.35	8.35	9.35	.05	.35	5.35	6.35	7.35	–	8.35	9.35	10.35	11.35	12.35	1.35	2.35	3.35	4.35	5.35	6.35
Waterloo Station – Stop B	–	7.49	8.49	9.49	.19	.49	5.49	6.49	7.49	–	8.49	9.49	10.49	11.49	12.49	1.49	2.49	3.49	4.49	5.49	6.49
Transfer at Waterloo Station																					
 Waterloo – Train Departs	–	7.55	8.55	9.55	.25	.55	5.55	6.55	7.55	–	8.55	9.55	10.55	11.55	12.55	1.55	2.55	3.55	4.55	5.55	6.55
 Wellington – Train Arrives	–	8.15	9.15	10.15	.45	.15	6.15	7.15	8.15	–	9.15	10.15	11.15	12.15	1.15	2.15	3.15	4.15	5.15	6.15	7.15
Lower Hutt – Queensgate Stop B	6.55	7.55	8.55	9.55	.25	.55	5.55	6.55	7.55	7.55	8.55	9.55	10.55	11.55	12.55	1.55	2.55	3.55	4.55	5.55	6.55
Western Hutt Station	7.00	8.00	9.00	10.00	.30	.00	6.00	7.00	8.00	8.00	9.00	10.00	11.00	12.00	1.00	2.00	3.00	4.00	5.00	6.00	7.00
Maungaraki Shops	7.10	8.10	9.10	10.10	.40	.10	6.10	7.10	8.10	8.10	9.10	10.10	11.10	12.10	1.10	2.10	3.10	4.10	5.10	6.10	7.10
Petone Station	7.20	8.20	9.20	10.20	.50	.20	6.20	7.20	8.20	8.20	9.20	10.20	11.20	12.20	1.20	2.20	3.20	4.20	5.20	6.20	7.20
Transfer at Petone Station																					
 Petone – Train Departs	7.33	8.33	9.33	10.33	.03	.33	6.33	7.33	8.33	8.33	9.33	10.33	11.33	12.33	1.33	2.33	3.33	4.33	5.33	6.33	7.33
 Wellington – Train Arrives	7.45	8.45	9.45	10.45	.15	.45	6.45	7.45	8.45	8.45	9.45	10.45	11.45	12.45	1.45	2.45	3.45	4.45	5.45	6.45	7.45

To Kelson

Monday to Friday

Train times shown in **bold type** are express services.



N On school days travels via Naenae Intermediate (Walter Street). Does not stop in Daysh Street.

		AM						At these minutes past the hour 9am until 2pm		PM											
	Wellington – Train Departs	–	–	7.08	7.37	8.05	8.35	.05	.35	2.05	2.35	3.05	–	4.19	4.39	4.59	5.34	5.50	6.11	7.05	8.05
	Petone – Train Arrives	–	–	7.20	7.49	8.17	8.47	.17	.47	2.17	2.47	3.17	–	4.31	4.51	5.11	5.44	6.00	6.21	7.17	8.17
Transfer at Petone Station																					
	Petone Station	6.25	6.55	7.25	7.55	8.28	8.58	.28	.58	2.28	2.58	3.30	4.00	4.35	5.00	5.15	5.53	6.15	6.38	7.28	8.28
	Maungaraki Shops	6.32	7.02	7.32	8.02	8.35	9.05	.35	.05	2.35	3.05	3.37	4.07	4.42	5.07	5.22	6.00	6.22	6.45	7.35	8.35
	Western Hutt Station	6.42	7.12	7.42	8.12	8.45	9.15	.45	.15	2.45	3.15	3.47	4.17	4.52	5.17	5.32	6.10	6.32	6.55	7.45	8.45
	Lower Hutt – Queensgate Stop A	6.50	7.20	7.50	8.25	8.55	9.25	.55	.25	2.55	3.25	3.55	4.25	5.00	5.25	5.45	6.18	6.40	7.03	7.55	8.55
Transfer at Waterloo Station																					
	Wellington – Train Departs	–	–	–	8.05	8.35	9.05	.35	.05	2.35	3.05	3.38	3.57	4.37	5.07	5.22	5.50	–	6.35	7.35	8.35
	Waterloo – Train Arrives	–	–	–	8.25	8.55	9.25	.55	.25	2.55	3.25	3.55	4.14	4.54	5.24	5.39	6.08	–	6.55	7.55	8.55
	Waterloo Station – Stop A	6.53	7.23	7.53	8.30	8.59	9.29	.59	.29	2.59	3.29	3.59	4.28	5.03	5.28	5.48	6.21	6.43	7.06	7.59	8.59
	Kelson (Top Major Drive)	7.08	7.38	8.08	8.45	9.14	9.44	.14	.44	3.14	3.44	4.14	4.43	5.18	5.43	6.03	6.35	6.58	7.21	8.14	9.14

N

Saturday

* A Sunday timetable applies on all public holidays except when Waitangi Day and Anzac Day fall on a Saturday when a Saturday timetable will operate.

		AM				At these minutes past the hour 10am until 4pm		PM				Sunday & Public Holidays *											
	Wellington – Train Departs	7.05	8.05	9.05	9.35	.05	.35	4.05	5.05	6.05	7.05	8.05	9.05	10.05	11.05	12.05	1.05	2.05	3.05	4.05	5.05	6.05	
	Petone – Train Arrives	7.17	8.17	9.17	9.47	.17	.47	4.17	5.17	6.17	7.17	8.17	9.17	10.17	11.17	12.17	1.17	2.17	3.17	4.17	5.17	6.17	
Transfer at Petone Station																							
	Petone Station	7.28	8.28	9.28	9.58	.28	.58	4.28	5.28	6.28	7.28	8.28	9.28	10.28	11.28	12.28	1.28	2.28	3.28	4.28	5.28	6.28	
	Maungaraki Shops	7.35	8.35	9.35	10.05	.35	.05	4.35	5.35	6.35	7.35	8.35	9.35	10.35	11.35	12.35	1.35	2.35	3.35	4.35	5.35	6.35	
	Western Hutt Station	7.45	8.45	9.45	10.15	.45	.15	4.45	5.45	6.45	7.45	8.45	9.45	10.45	11.45	12.45	1.45	2.45	3.45	4.45	5.45	6.45	
	Lower Hutt – Queensgate Stop A	7.55	8.55	9.55	10.25	.55	.25	4.55	5.55	6.55	7.55	8.55	9.55	10.55	11.55	12.55	1.55	2.55	3.55	4.55	5.55	6.55	
Transfer at Waterloo Station																							
	Wellington – Train Departs	7.35	8.35	9.35	10.05	.35	.05	4.35	5.35	6.35	–	8.35	9.35	10.35	11.35	12.35	1.35	2.35	3.35	4.35	5.35	6.35	
	Waterloo – Train Arrives	7.55	8.55	9.55	10.25	.55	.25	4.55	5.55	6.55	–	8.55	9.55	10.55	11.55	12.55	1.55	2.55	3.55	4.55	5.55	6.55	
	Waterloo Station – Stop A	7.59	8.59	9.59	10.29	.59	.29	4.59	5.59	6.59	7.59	8.59	9.59	10.59	11.59	12.59	1.59	2.59	3.59	4.59	5.59	6.59	
	Kelson (Top Major Drive)	8.14	9.14	10.14	10.44	.14	.44	5.14	6.14	7.14	8.14	9.14	10.14	11.14	12.14	1.14	2.14	3.14	4.14	5.14	6.14	7.14	



Only train connections with a 4–15 minute wait are shown in the bus timetables. See train timetables for full services.

For information on fares see the Metlink Fares leaflet or contact Metlink

Your key

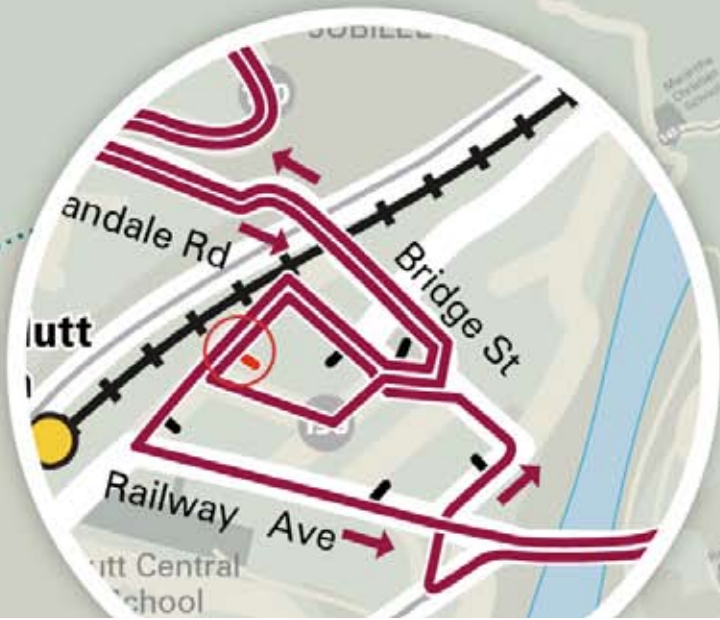
-  Bus/Train interchange
-  Train station
-  Bus route
-  Bus stop
-  Fare zone boundary
-  Fare zone number
-  Timepoint

Bus routes

-  **150** Kelson – Petone
(via Lower Hutt)
Mon-Sun

5

5



Oxford Terrace at



WATERLOO STATION BUS STOPS

A	121 Gracefield
150	130 Naenae
B	121 Valley Heights
130	150 Petone
C	160 170 Wainuiomata
D	160 170 To Lower Hutt Queensgate

LOWER HUTT - QUEENSGATE BUS STOPS

A	91 Flyer Upper Hutt
110	120 Stokes Valley
121	130 Naenae
145	150 Kelson
B	83 Wellington / Eastbourne
110	130 Petone
150	91 Flyer Airport
121	154 Korokoro
C	160 170 Wainuiomata
121	Gracefield